

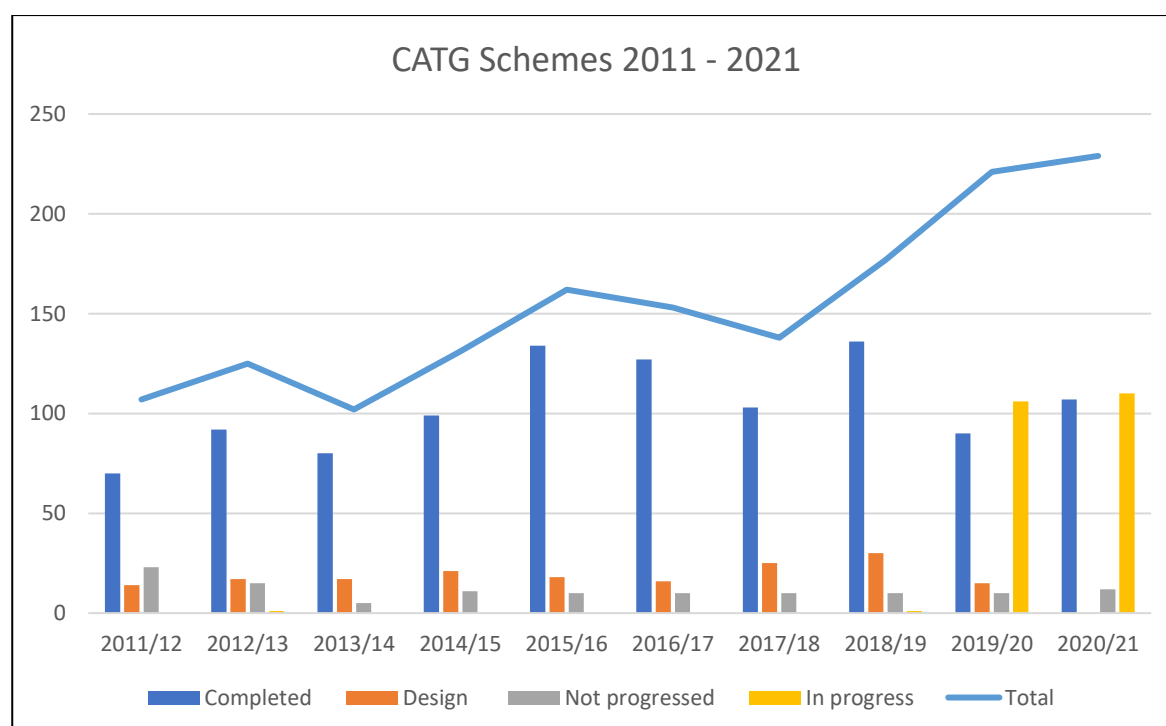
## CATG SCHEMES 2011 – 2021

## Numbers of CATG schemes 2011 – 2021

Completed	Design	Not Progressed	In progress	Total
1038	173	116	211	1545
67.2%	11.2%	7.5%	13.7%	

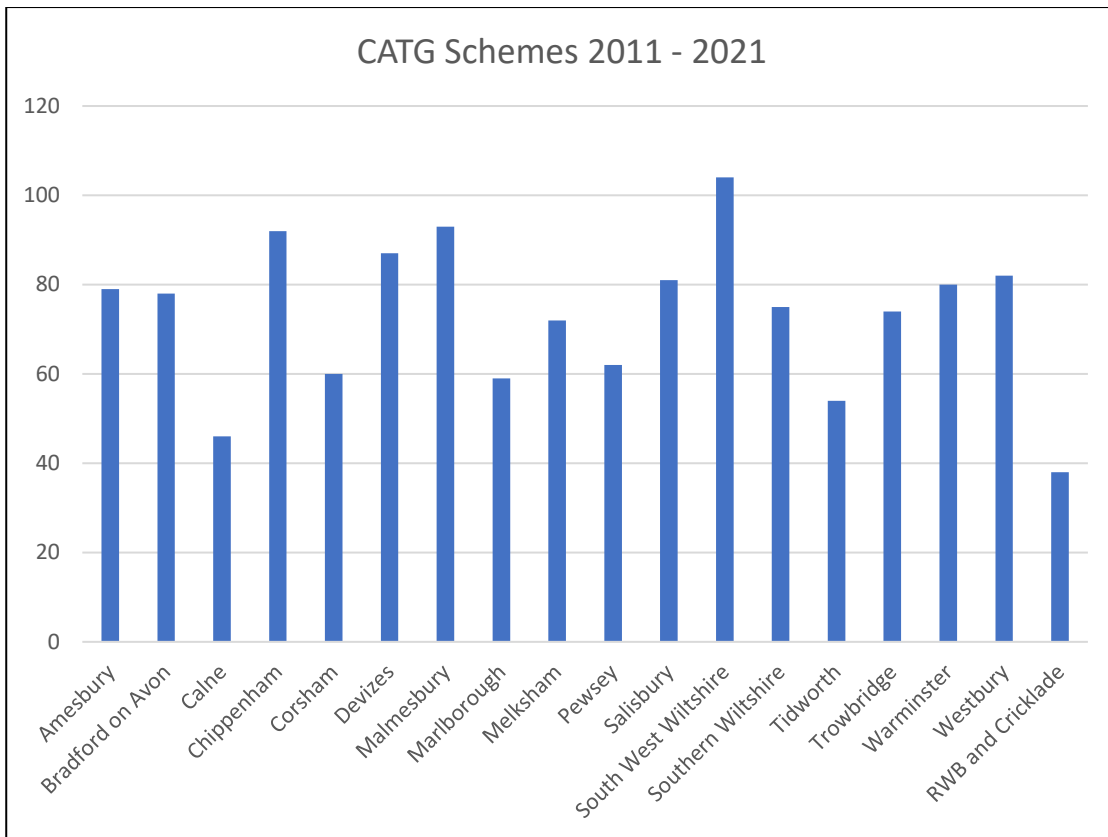
## Numbers of CATG schemes by year

Status	Financial Year									
	11/12	12/13	12/14	14/15	15/16	16/17	17/18	18/19	19/20	20/21
Completed	70	92	80	99	134	127	103	136	90	107
Design	14	17	17	21	18	16	25	30	15	0
Not progressed	23	15	5	11	10	10	10	10	10	12
In progress	0	1	0	0	0	0	0	1	106	110
<b>Total</b>	<b>107</b>	<b>125</b>	<b>102</b>	<b>131</b>	<b>162</b>	<b>153</b>	<b>138</b>	<b>177</b>	<b>221</b>	<b>221</b>



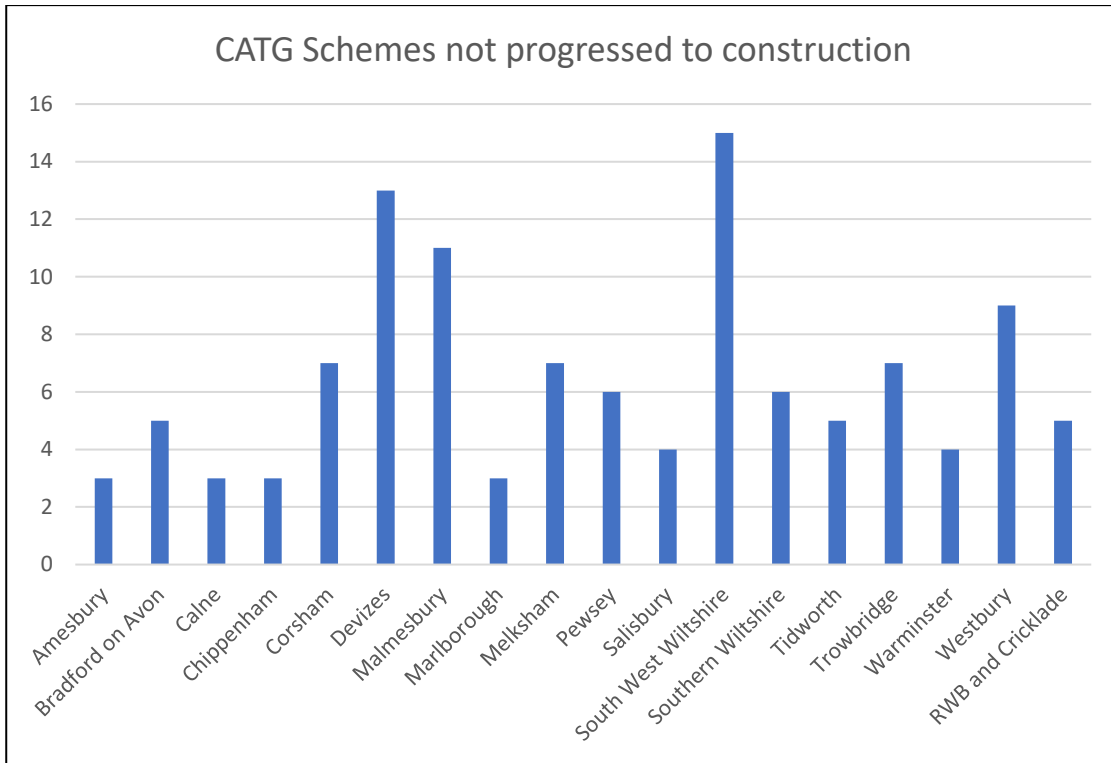
## Number of CATG Schemes by Area Board

CATG	Schemes
Amesbury	89
Bradford on Avon	87
Calne	57
Chippenham	110
Corsham	71
Devizes	100
Malmesbury	106
Marlborough	67
Melksham	89
Pewsey	73
Salisbury	96
South West Wiltshire	119
Southern Wiltshire	91
Tidworth	63
Trowbridge	86
Warminster	93
Westbury	102
RWB and Cricklade	46
<b>Total</b>	<b>1,545</b>



**Number of CATG schemes not progressed to construction by Area Board**

CATG	Schemes not progressed
Amesbury	3
Bradford on Avon	5
Calne	3
Chippenham	3
Corsham	7
Devizes	13
Malmesbury	11
Marlborough	3
Melksham	7
Pewsey	6
Salisbury	4
South West Wiltshire	15
Southern Wiltshire	6
Tidworth	5
Trowbridge	7
Warminster	4
Westbury	9
RWB and Cricklade	5
<b>Total</b>	<b>116</b>



**CATG Substantive Schemes by Area Board**

CATG	Schemes
Amesbury	1
Bradford on Avon	7
Calne	1
Chippenham	4
Corsham	4
Devizes	2
Malmesbury	5
Marlborough	2
Melksham	2
Pewsey	5
Salisbury	1
South West Wiltshire	2
Southern Wiltshire	1
Tidworth	3
Trowbridge	3
Warminster	2
Westbury	7
RWB and Cricklade	2
<b>Total</b>	<b>54</b>

### CATG Substantive Schemes 2011 - 2021

